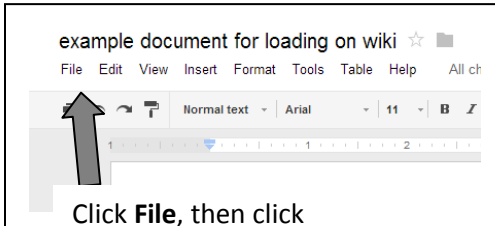


Adding GoogleDocs to your Wiki Author page:

The best browser for this operation is Chrome. Open both your GoogleDocs and your Wiki Author page. Open your GoogleDoc document. Proof-read your document to make sure it is error-free and you are satisfied with the format. Follow the directions below.



Click **File**, then click **DOWNLOAD AS PDF**

- Open the ADOBE file from your downloads.
- Click **FILE**
- Click **SAVE AS**
- **PDF**
- Save the PDF in your network folder

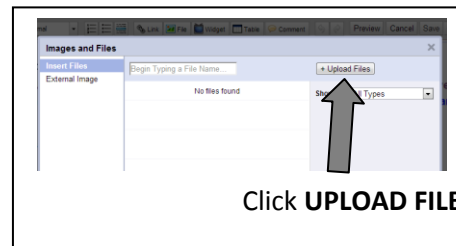


Follow these steps.

Now go to your Wiki Author Page. Sign in. Go to your wiki. Click **EDIT**



Click **FILE**



Click **UPLOAD FILES**

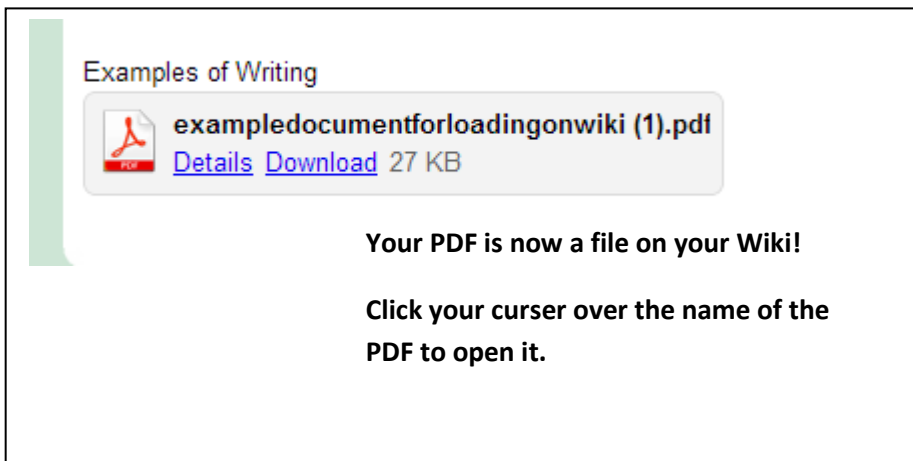
Find the PDF file you saved on you network folder. Click on it and click **OPEN**



Click on the PDF



FILE will now appear on your page. Click **SAVE** at the top.



Your PDF is now a file on your Wiki!

Click your curser over the name of the PDF to open it.